

SMARTWIFI

IT'S CALLED SMART FOR A REASON. A FEW, ACTUALLY.

SmartWiFi is an enterprise-grade network solution for any size of business.

THREE SEPARATE NETWORKS, ONE KILLER SPEED

- Don't keep your sensitive data on the same network as your customers. SmartWiFi gives you a separate network for you, and another for them—plus a hotspot.
- Keep your speed. Having multiple networks doesn't affect your network capabilities.

YOU WON'T BELIEVE YOUR INSIGHTS

- SmartWiFi's analytics can help you serve your customers better by understanding when and how long they're on your network.
- Wondering why it matters? Knowing these patterns can help you develop custom business strategies for your market.

WIFI FAR AND WIDE (AND EVEN WIDER)

- SmartWiFi gives you coverage in every square foot of your business.
- Put your business on the map. SmartWiFi allows your business to become a Shaw Go WiFi hotspot.

THE CLOUD NINE OF CLOUD MANAGEMENT

- Automatic monitoring ensures your wireless network stays at top performance, all from behind the scenes.
- Receive seamless over-the-web feature upgrades and updates.



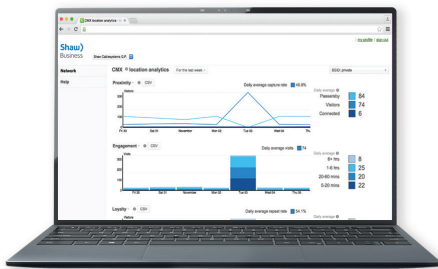
CHOOSE A PLAN AS UNIQUE AS YOUR BUSINESS

	SMARTWIFI 75	SMARTWIFI 300	SMARTWIFI 750	SMARTWIFI GIG	SMARTWIFI GIG 1.5	SMARTWIFI GIG 2.0
Maximum download speed ¹	75 Mbps	300 Mbps	750 Mbps	1 Gbps	1.5 Gbps	2.0 Gbps
Maximum upload speed ¹	15 Mbps	125 Mbps	125 Mbps	150 Mbps	150 Mbps	200 Mbps
Usage per month	Unlimited	Unlimited	Unlimited	Unlimited	Unlimited	Unlimited
Email accounts	10	10	10	10	10	10
Shaw Go WiFi hotspot location	✓	✓	✓	✓	✓	✓

FIBRE+

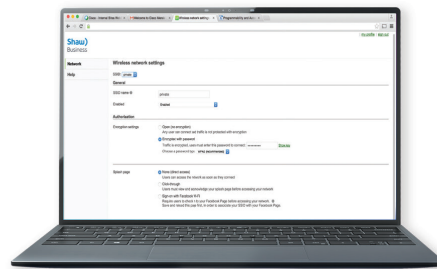
All our speeds are backed by the Shaw Fibre+ advantage. Our powerful fibre coax network that lets us deliver our fastest and most reliable speeds to more places in Western Canada than ever before.

YOUR NETWORK BY THE NUMBERS



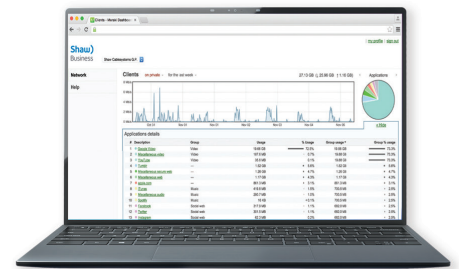
Location Analytics

Location analytics provide insights into your WiFi network traffic patterns, so you can make informed decisions to increase sales and boost repeat business.



Login Settings

Manage and customize your login settings to ensure all those on your WiFi network have a consistent experience. Add a custom splash page for login with your logo and company branding to suit your business.



Website Usage

Monitor application and website usage so you can track traffic and make smart marketing decisions.

LOOKING FOR AN ALL-IN-ONE SOLUTION? UPGRADE TO SMARTWIFI PRO.

SmartWiFi PRO has everything you need to keep your business running: extended WiFi coverage, advanced cyber threat protection and a LTE backup connection.



Shaw) Business
Authorized Partner

Contact your Shaw Business Authorized Partner today.

1 Connection speeds may vary based on modem equipment, client device capability, building wiring, internet traffic and environmental conditions. "Up to" speeds are based on optimal conditions. Maximum download speed for a single hard-wired device connection is 940 Mbps for the CODA-4582 modem or up to 2 Gbps for the CODA-5810 modem. Additional wired or wireless device connections are required to reach maximum download speeds of up to 1Gbps or 1.5Gbps (i.e. 2 or 3 x devices concurrently running at 500 Mbps each). Upload speeds vary by region depending on network infrastructure in your area. SmartWiFi 300, 750, Gig, Gig 1.5 and Gig 2.0 upload speeds will be up to 125 Mbps, 150 Mbps, or 200 Mbps. Please call for more details at 1-877-742-9249.